



# B500/600/700 VER.2

B500 ver.2: RS-500-ACAB-B1

B600 ver.2: RS-600-ACAB-B1

B700 ver.2: RS-700-ACAB-B1



## Features

- Higher than 85% efficiency under typical operation
- Active PFC, 85% Efficiency
- Silent 120mm HDB fan with intelligent fan-speed control
- Green power design to meet ErP 2013 Lot6 & all new CE energy saving regulation
- Powerful +12V rail for strong resistance to any overloading
- Multiple built-in protection systems: OCP / OVP / OPP / OTP/ SCP

## Package Information

EAN Code	B500 ver.2: 4719512047538
	B600 ver.2: 4719512047545
	B700 ver.2: 4719512047552
UPC Code	B500 ver.2: 884102026522
	B600 ver.2: 884102026539
	B700 ver.2: 884102026546
Package Dimensions (L x W x H)	230 x 202 x 96 mm (9.1 x 7.9 x 3.8 inch)
Carton Dimensions (L x W x H)	505 x 245 x 227 mm (19.9 x 9.6 x 8.9 inch)
Unit / Carton	5
Carton / Pallet	30
Retail Box Weight	B500 ver.2: 1.63kg / 3.59lbs
	B600 ver.2: 1.66kg / 3.66lbs
	B700 ver.2: 1.74kg / 3.84lbs

## Specifications

Model	B500 ver.2: RS-500-ACAB-B1 B600 ver.2: RS-600-ACAB-B1 B700 ver.2: RS-700-ACAB-B1
Type	Intel Form Factor ATX 12V V2.31
Dimensions (W x H x D)	150 x 140 x 86mm / 5.9 x 5.5 x 3.4 inch
PFC	Active PFC (>0.9)
Input Voltage	230V only
Input Range	200-240Vac
Input Current	5A@230Vac
Input Frequency	47-63Hz
Fan Type	Silent 120mm HDB fan
Power Good Signal	100-500ms
Hold Up time	>13ms
Efficiency	85% @ Typical Load
MTBF	>100,000 hrs
Protection	OCP / OVP / OPP / OTP / SCP
Operation Temp.	0~40°C
Regulatory	CE / TUV / EAC
Connectors	M/B 20+4 Pin x 1
	CPU 4+4 Pin x 1
	PCI-e 6+2 Pin x 2 ( 700W: x4)
	SATA x 6
	Peripheral 4 Pin x 3 Floppy 4 Pin x 1

## Warranty

3 years



# Appendix

## B500 VER.2

AC INPUT	200-240Vac 5A 47-63Hz				
DC OUTPUT	+3.3V	+5V	+12V	-12V	+5Vsb
	20A	20A	38A	0.3A	2.5A
MAX. POWER	120W		456W	3.6W	12.5W
	500W				

## B600 VER.2



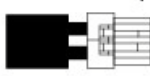




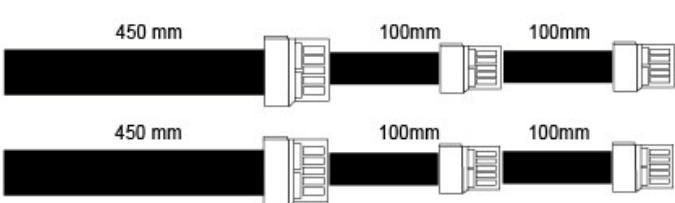
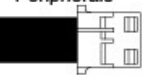

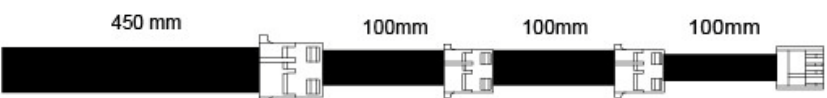
AC INPUT	200-240Vac 5A 47-63Hz				
DC OUTPUT	+3.3V	+5V	+12V	-12V	+5Vsb
	20A	20A	46A	0.3A	2.5A
MAX. POWER	120W		552W	3.6W	12.5W
	600W				

## B700 VER.2

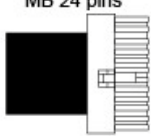

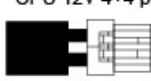



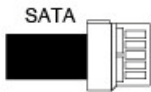
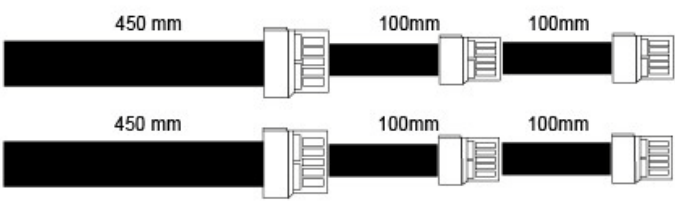


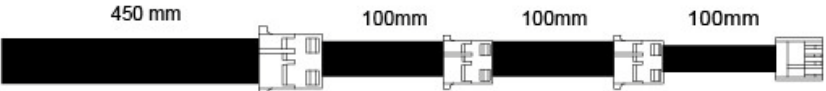
AC INPUT	200-240Vac 5A 47-63Hz				
DC OUTPUT	+3.3V	+5V	+12V	-12V	+5Vsb
	22A	22A	54A	0.3A	2.5A
MAX. POWER	130W		648W	3.6W	12.5W
	700W				

## Connector Overview

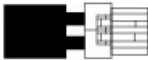


### B500 VER.2

<p>MB 24 pins</p> 	<p>500 mm</p> 
<p>CPU 12V 4+4 pins</p> 	<p>600 mm</p> 
<p>PCI-e 6+2 pins</p> 	<p>500 mm      100mm</p> 
<p>SATA</p> 	<p>450 mm      100mm      100mm</p> <p>450 mm      100mm      100mm</p> 
<p>Peripherals</p>  <p>Floppy</p> 	<p>450 mm      100mm      100mm      100mm</p> 

**B600 VER.2**

<p>MB 24 pins</p> 	<p>500 mm</p> 
<p>CPU 12V 4+4 pins</p> 	<p>600 mm</p> 
<p>PCI-e 6+2 pins</p> 	<p>500 mm      100mm</p> 
<p>SATA</p> 	<p>450 mm      100mm      100mm</p> <p>450 mm      100mm      100mm</p> 
<p>Peripherals</p>  <p>Floppy</p> 	<p>450 mm      100mm      100mm      100mm</p> 

**B700 VER.2**

<p>MB 24 pins</p> 	<p>500 mm</p> 
<p>CPU 12V 4+4 pins</p> 	<p>600 mm</p> 
<p>PCI-e 6+2 pins</p> 	<p>500 mm 100mm</p>  <p>500 mm 100mm</p> 
<p>SATA</p> 	<p>450 mm 100mm 100mm</p>  <p>450 mm 100mm 100mm</p> 
<p>Peripherals</p>  <p>Floppy</p> 	<p>450 mm 100mm 100mm 100mm</p> 